



MaxLight X33



1-3/4" x 3-3/4" (44mm x 95mm)

MaxLight X36



2-1/4" x 3-3/4" (57mm x 95mm)

MaxLight X39



3-1/4" x 4-5/8" (80mm x 114mm)

2 MarKing EQUIPMENT & ENGRAVING LIMITED


400 Esna Park Drive, Unit 14
Markham, Ontario L3R 3K2
Tel: 905-475-0111 Toll Free: 1-877-475-0111
Fax: 905-475-7488 Toll Free Fax: 1-800-263-9904
sales@marking.ca www.marking.ca

MaxLight X5



3/8" x 2-9/16" (9mm x 65mm)

MaxLight X3



5/8" ROUND
15mm ROUND

- HOW TO USE THE TEMPLATE SHEET**
- 1) Simply print the sheet out on your printer
 - 2) Overlay the template sheet over your existing stamp, or a printed out sample that you have created, to see which size would best fit
 - 3) Your stamp cannot go outside the borders of the stamp borders shown, as machines are manufactured to these sizes

MaxLight XL2-115




13/16" x 2-1/16" (20mm x 52mm)

MaxLight XL2-185



1-1/16" x 2-7/8" (27mm x 73mm)

MaxLight XL2-495




1-3/16" ROUND
30mm ROUND

MaxLight XL2-125



1-1/8" x 2-1/8" (28mm x 54mm)

MaxLight XL2-225



2" x 3" (54mm x 76mm)

MaxLight XL2-155




3/4" x 2-1/16" (19mm x 52mm)

MaxLight XL2-165



1-5/8" x 2-5/8" (41mm x 66mm)

MaxLight XL2-700



2-3/4" x 3-3/4" (70mm x 95mm)

MaxLight XL2-750




1-1/2" x 4-3/4" (38mm x 120mm)

MaxLight XL2-75




9/16" x 1-11/16" (14mm x 42mm)

MaxLight XL2-720




1" x 4" (25mm x 102mm)

MaxLight XL42 (pocket stamp)




11/16" x 1-15/16" (17mm x 49mm)

MaxLight XL2-245




1-1/4" x 3-3/16" (32mm x 81mm)

MaxLight XL2-265



11/16" x 3-5/16" (17mm x 84mm)

MaxLight XL2-655



2" ROUND (51 mm)