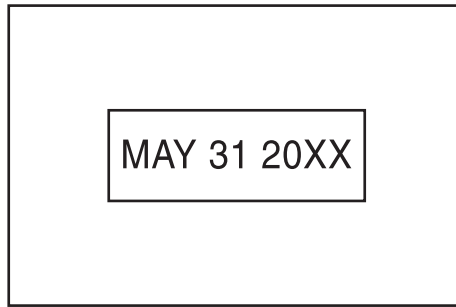


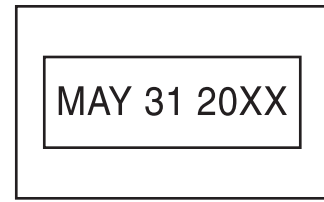
4724 1-1/2" X 1-1/2"



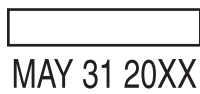
4727 1-9/16" X 2-3/8"



4750 1" X 1-5/8"




4850 3/16" X 1"



4813A 5/16" x 1"



46130 1-3/16" ROUND



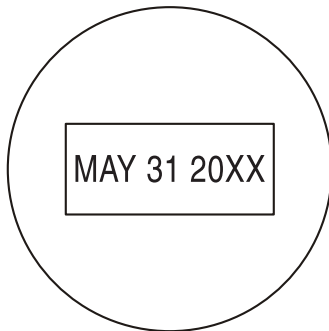
4729 1-1/16" x 1-13/16"



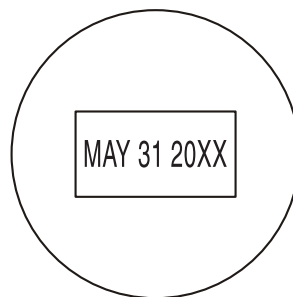
4726 1-1/2" x 3"



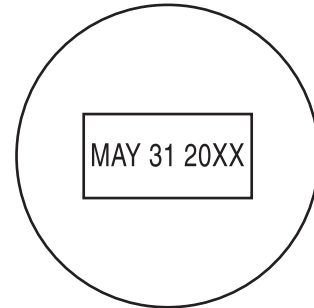
46145 1-11/16" ROUND



4740 1-1/2" ROUND



46140 1-9/16" ROUND



HOW TO USE THE TEMPLATE SHEET

- 1) Simply print the sheet out on your printer
- 2) Overlay the template sheet over your existing stamp, or a printed out sample that you have created, to see which size would best fit
- 3) Your stamp cannot go outside the borders of the stamp borders shown, as machines are manufactured to these sizes

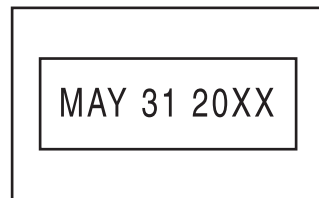
5480 1-7/8" X 2-3/4"



5470 1-9/16" X 2-3/8"



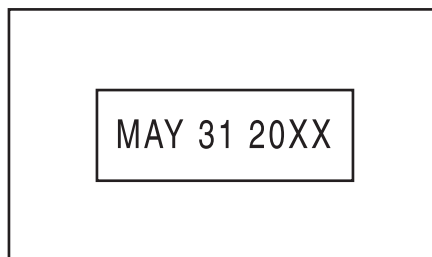
5430 1" X 1-5/8"



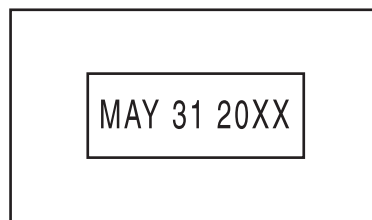
54110 2-1/16" X 3-1/4"



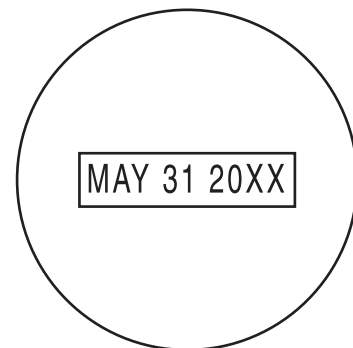
5460 1-5/16" X 2-1/4"



5440 1" x 1-3/4"



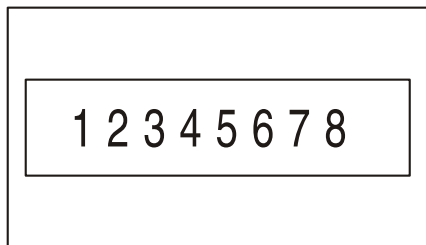
5415



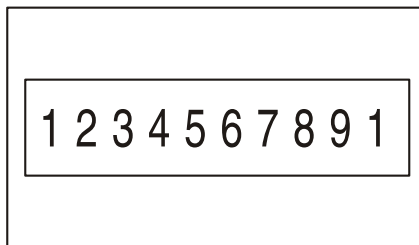
1-3/4" ROUND

professional line - SELF-INKING NUMBERERS

5558/PL 1-1/4" x 2-3/16"



55510/PL 1-1/4" x 2-3/16"



2 MarKing EQUIPMENT & ENGRAVING LIMITED

400 Esna Park Drive, Unit 14
Markham, Ontario L3R 3K2
Tel: 905-475-0111 Toll Free: 1-877-475-0111
Fax: 905-475-7488 Toll Free Fax: 1-800-263-9904
sales@marking.ca www.marking.ca

HOW TO USE THE TEMPLATE SHEET

- 1) Simply print the sheet out on your printer
- 2) Overlay the template sheet over your existing stamp, or a printed out sample that you have created, to see which size would best fit
- 3) Your stamp cannot go outside the borders of the stamp borders shown, as machines are manufactured to these sizes