


FL-17

2 7/16" X 3 1/8"




FL-18

2 7/8" X 3 7/8"




MX-800

3 1/8" X 4 1/2"



MX-750

1 1/2" X 4 3/4"



HOW TO USE THE TEMPLATE SHEET

- 1) Simply print the sheet out on your printer
- 2) Overlay the template sheet over your existing stamp, or a printed out sample that you have created, to see which size would best fit
- 3) Your stamp cannot go outside the borders of the stamp borders shown, as machines are manufactured to these sizes


Maxlight X33

1-3/4" x 3-3/4"




Maxlight XL2-225

2-1/16" x 3"



Maxlight X36

2-1/4" x 3-3/4"



Maxlight XL2-245

1-1/4" x 3-3/16"



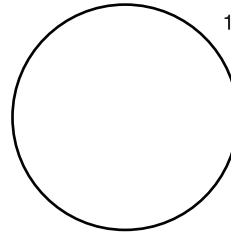
Maxlight XL2-700

2-3/4" x 3-3/4"



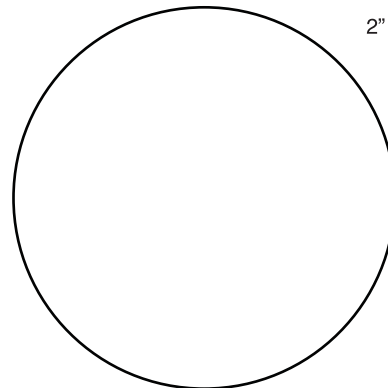
Maxlight XL2-495

1-3/16" Round



Maxlight XL2-655

2" Round



Maxlight XL3-720

1" x 4"



2 MarKing EQUIPMENT & ENGRAVING LIMITED

400 Esna Park Drive, Unit 14
Markham, Ontario L3R 3K2
Tel: 905-475-0111 Toll Free: 1-877-475-0111
Fax: 905-475-7488 Toll Free Fax: 1-800-263-9904
sales@marking.ca www.marking.ca